


### Growth & Proficiency


#### School Readiness: Mondo Bookshop Assessment Fall 2014

[VISION > 75% at or above Benchmark Target]



#### MCA+MTAS 3rd Grade: % proficient


[VISION > 75%]



#### MCA+MTAS (total grades 3-8, 11): Largest % gap between race/ethnic groups

[VISION < 10 percentage pts]

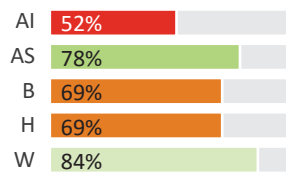
Race/Ethnicity: AI: American Indian, AS: Asian American, B: Black, H: Hispanic, W: White



#### % of students graduating in four years

[VISION = 80%]

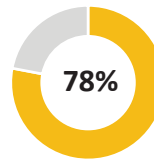
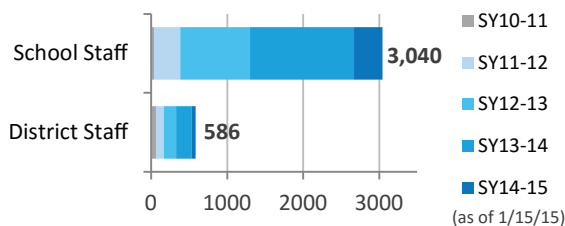
All Students 76%



### Racial Equity Transformation

1/20/2015

#### Staff completing foundational racial equity professional development

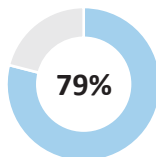


of Central administrators have implemented racial equity department-wide as of 1/15/15 (n=23)

[VISION = 90%]

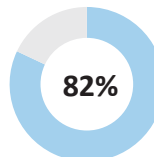
### Personalized Learning

6/17/2015



of students agree they are able to make decisions about **WHAT** they learn.

[VISION = Baseline only]



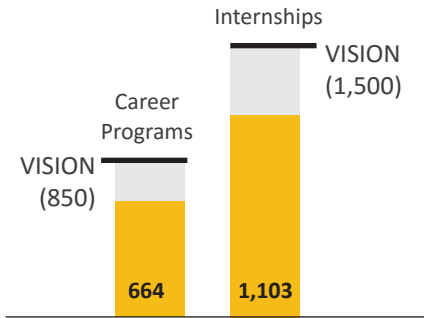
of students agree they can make decisions about **HOW** they learn.

[VISION = Baseline only]

### Ready for College & Career

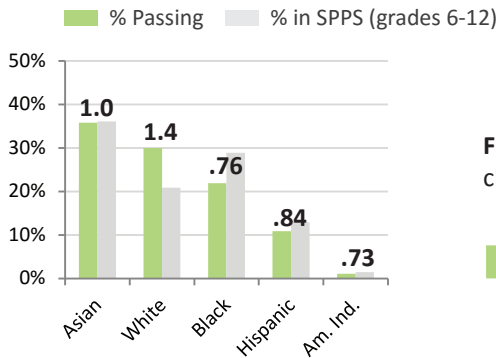
3/12/2015

#### Career and Technical Education (CTE): Students participating in...



#### Advanced Courses (grades 6-12) Proportionality Ratios by Race

[student group % of those enrolled (or passing) classes / % of student group in district]



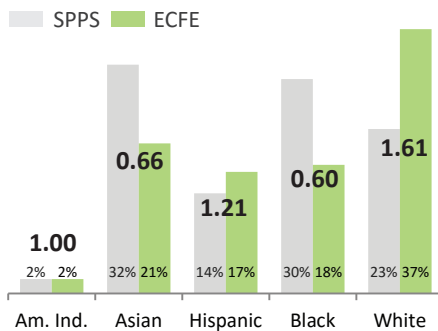
#### Financial Readiness: % of graduating class who completed a FAFSA



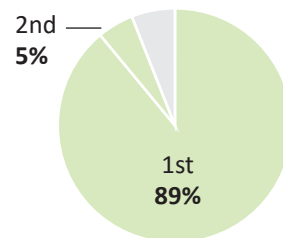
### Excellent PK-12 Programs with Connected Pathways

4/20/2015

#### ECFE Participation: Proportionality ratio by race VISION >.75 all groups



#### Kindergarten Choice: % families that are awarded first or second choice school for K VISION >85%



#### Continued Enrollment In SPPS: % staying enrolled in SPPS across transition grades VISION >85%

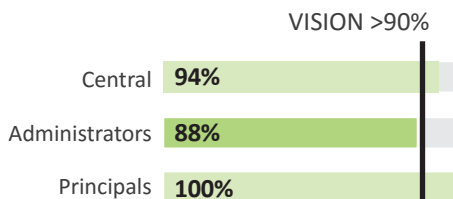


### Systems the Support a Premier Education

8/17/2015



% rated at or above standard on last evaluation



PAR: % of PAR supported teachers who rate the overall program as Good or Excellent



% of unassigned general fund balance  
VISION >5%

